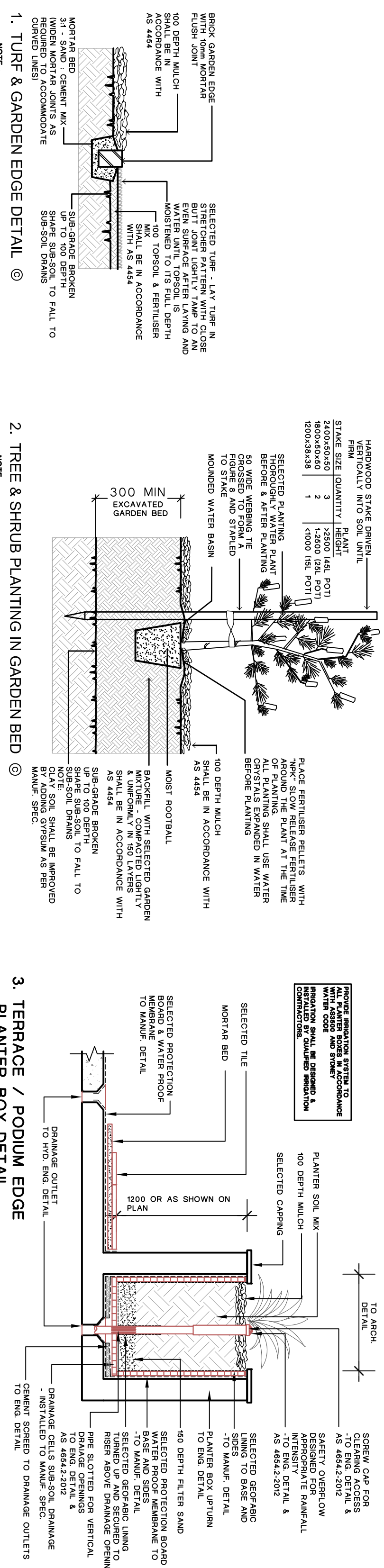


[illegible]






Architectural floor plan of Level 8. The plan shows a large rectangular area with a grid pattern, labeled "Common Open Space". To the left of this area is a smaller room labeled "WC". Above the WC is a room labeled "BBO & Sink". To the right of the WC is a room labeled "SEA". The plan includes various furniture items: "BENCH", "TABLE", and "BENCH" in the Common Open Space; "WC" in the WC room; and "SEA" in the SEA room. The plan also shows a "Planter Box" with a "100 HIGH" label. The plan includes dimensions for the rooms and the overall area. A detailed view of the Common Open Space is shown in the bottom right corner, with a scale of 1:1000. The plan is labeled "LEVEL 8" at the bottom.



REV	DESCRIPTION	REVISION DATE
B	AMEND A/S PER ARCH & OSD CHG	8/12/20
A	DA ISSUE	7/8/20

NOTE:

In the event of any inconsistency between the

<p>2. All landscape works shall be carried out by members of the LANDSCAPE CONTRACTORS ASSOCIATION of AUSTRALIA.</p> <p>3. Contractors must verify all dimensions at the site before commencing any work or making any shop drawings which must be approved before manufacturing.</p> <p>4. Do not scale drawing if in doubt - ASK</p> <p>5. This drawing is to be read in conjunction with Architectural, Hydraulic and survey plans</p> <p>6. All Existing trees to remain shall be protected as per attached report & Council requirements</p> <p>7. All planting shall be in accordance with the AS 4373</p> <p>8. Thoroughly eradicate weeds from all garden areas.</p> <p>9. No variation to the works to be carried out without prior approval from owner.</p> <p>10. All materials to be the best of their respective kinds and shall comply with approved sample type submitted or specified.</p> <p>11. Substitution of plant species or varieties will not be permitted.</p> <p>12. Unless otherwise specified or directed, all instructions are to be issued by the consulting landscape designer.</p> <p>13. All storm water outlets & surface run off shall be to Hydraulic Engineers detail.</p> <p>14. Provide sub-slab drainage to garden beds & lawn areas where required - To be confirmed on site.</p> <p>15. Refer to survey plan for position of all existing services.</p> <p>16. Refer to Architectural elevations & Sections for existing and proposed ground lines.</p> <p>17. All landscape works shall comply with all councils ST7A/ADOs and AUS SPEC NO.1 Specification C273-Landscape</p> <p>18. Irrigation system - If required, shall be designed & installed to comply with AS 2698, AS 2698.1-1994, AS 2698.2-1985, AS 2698.3-1990, water board and other relevant authority regulations.</p>		<p>MAINTENANCE</p> <p>All landscape works are to be maintained for a period of 12 months for as required by council DA Consent by the contractor. All plants and trees to be maintained at all times in a suitable manner. Replace all plants which have failed with the same species. Replace all plants to be maintained at specified depth. All plants and turf to be maintained at specified depth. All gardens and turf levels required for optimum growth. All garden areas are to be maintained free from weeds.</p>		<p>PROPOSED HOME UNITS</p> <p>23-25 Charles Street, Liverpool</p>		<p>ARCHITECT:</p> <div>  <p>IDRARCHT LANDSCAPE ARCHITECTS</p> </div> <div>  <p>vision dynamics landscape design 8 Blaxland Road Kilgarrua NSW 2071 Ph: (02) 9459 8888 Fax: (02) 9459 8899 em: vision@graphics.com.au western@com.au</p> </div>		<p>DRAWING TITLE</p> <p>LANDSCAPE CONCEPT PLAN</p> <p>DRAWN BY SCALE 1:100 @A1 OR 1:200 @A2</p> <p>DRAWING NUMBER: 20123 DA 2-2</p> <p>REV. B</p>		<div>  <p>Associate Member of the Landscape Architects & Managers Institute of Australia Membership No. 193</p> </div> <div>  <p>Fons Fong LANDSCAPE ARCHITECT</p> </div> <div>  <p>NORTH</p> </div>	
--	--	--	--	--	--	--	--	---	--	--	--